

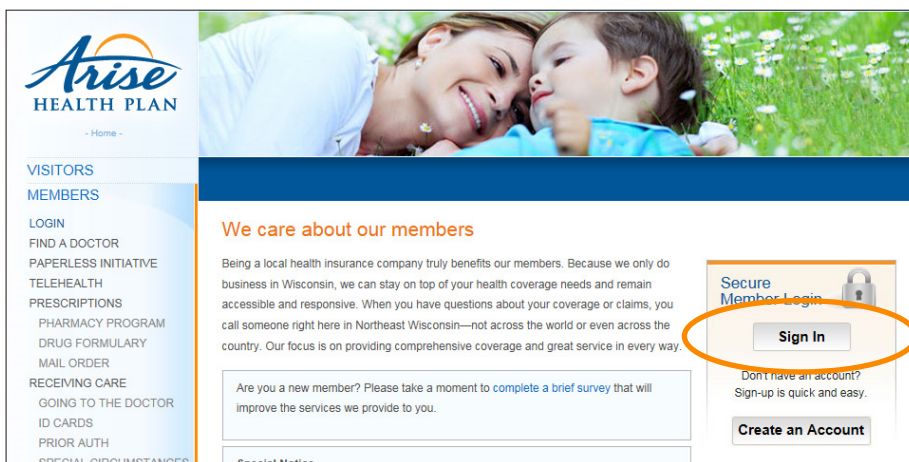
# ▶ Where to find your Explanation of Benefits (EOB) or Summary Explanation of Benefits (EOB)

To access your EOB, you must be registered for your online member account. If you are not already registered, you can reference our **How to register for your Arise Health Plan online member account** guide.

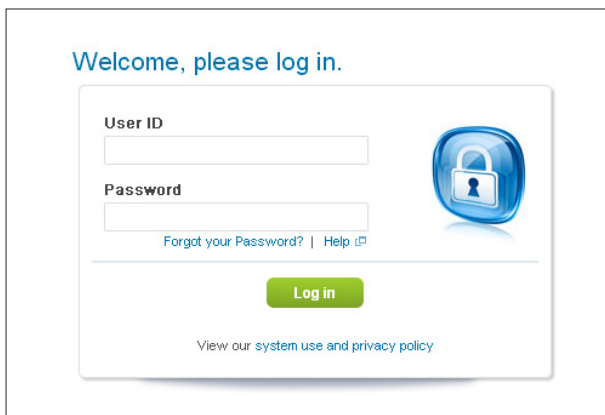
1. Go to the Arise Health Plan website: [arisehealthplan.com](http://arisehealthplan.com), and click **Members** in the left-hand menu.



Then, click **Sign In** on the right side of the page.

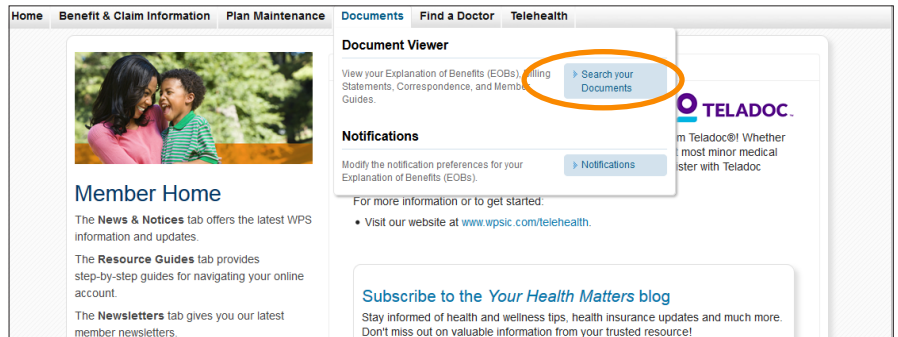


2. Enter your User ID and Password. Click **Log in**.

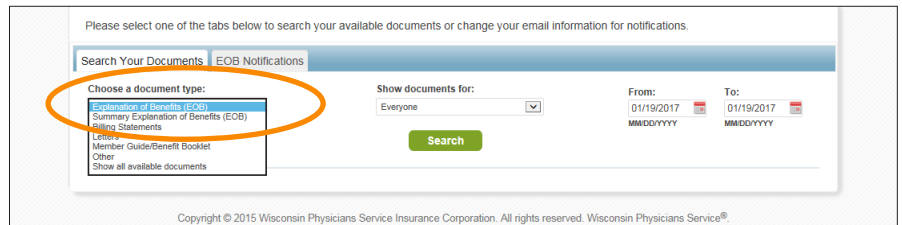


# ▶ Where to find your Explanation of Benefits (EOB) or Summary Explanation of Benefits (EOB)

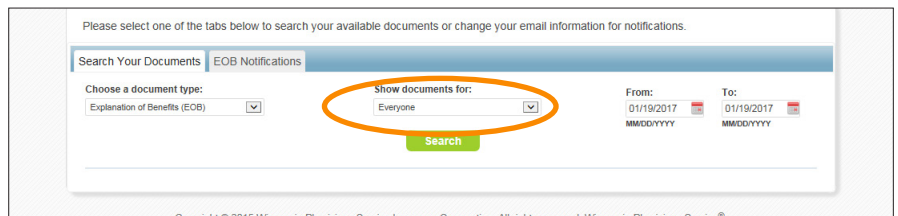
3. From the **Documents** tab, click on **Search your Documents.**




4. From the **Choose a document type** drop-down menu, select **Explanation of Benefits (EOB)** or **Summary Explanation of Benefits (EOB)**.



5. The **Show documents for** drop-down menu has the option **Everyone**. This means all those who are on your health insurance plan.



6. The calendar option allows you to select the time frame the EOB applies to. You can access all EOBs pertaining to your current effective date. Click the **Search** button to access your EOB.



Now you can review your Explanation of Benefits (EOB) or Summary Explanation of Benefits (EOB) document. If you have any questions about your EOB, please call Member Services at 888-711-1444, Monday–Friday 8 a.m. to 4:30 p.m. (CT).

